



## September

Center Double Curves




All sizes make 4 blocks

Center Angle



All sizes make 4 blocks


Middle 9 patch small curves



All sizes make 8 blocks

## October

4 Patch Pavers



Make Lap (4); Twin (0); Queen (12)

## November


Outer Double Curves



Make Lap (0); Twin (12); Queen (16)


## December

Spiky Stars



All sizes make 4 blocks

Center Corner Points



Make Lap (2); Twin (4); Queen (4)

## January


Outer 9 Patch Small Curves



Make Lap (0); Twin (12); Queen (12)

## February

Double Aster




Make Lap (1); Twin (5); Queen (5)

**March**

Morning Glory Star Block



Outer 9 Patch 2 Curve Block



Make Lap (4); Twin (2); Queen (4)    Make Lap (4); Twin (8); Queen (8)

---

**April**

Assemble quilt top and Complete quilt as you wish (if time allows)

---

**May**

Present BOM Quilt at the May Palooza — Bring to meeting no matter where in process you are to share with others. We should be able to hang your quilt (top) blocks can be pinned to a sheet or fabric if

Queen no borders

Overall Size: 81:00 by 181:00 inches




Queen with Borders

Overall Size: 100:00 by 100:00 inches

Twin No Borders

Overall Size: 63:00 by 81:00 inches



Lap No Borders

Overall Size: 45:00 by 63:00 inches